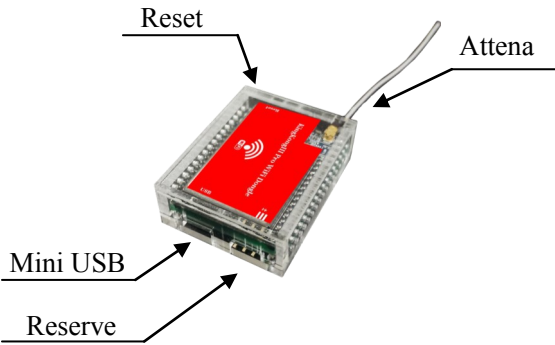


HiFei WiFi dongle



Connect the WiFi dongle with KIII Pro ESC



Figure 1 Wiring Diagram

Hardware Request

- Keep the length of USB cable no more than 500mm
- Compatible to any kind of smart mobile phone, PAD or PC with iOS/Android/Windows Operation System
- Support all kind of browsers such as: Chrome, IE, Safia, Firefox, etc.

Connecting the WiFi Dongle

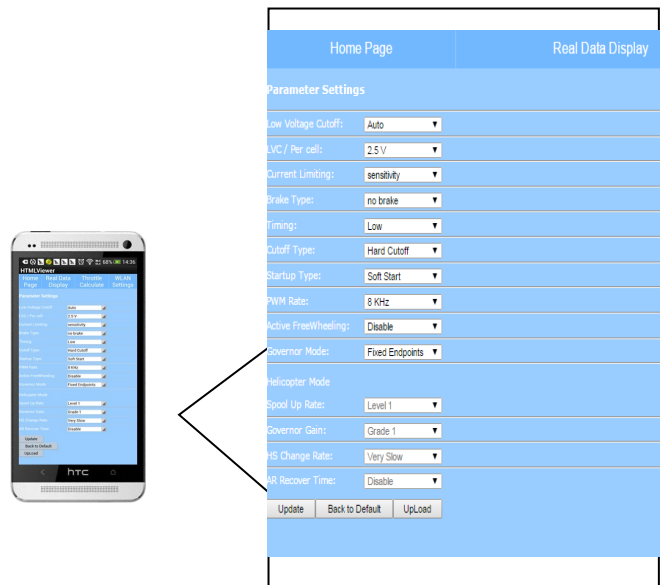
- Connecting the cable to ESC and WiFi dongle (Figure 1)
- Power on the ESC (dongle LED will light a while and then black out)
- Option **HiFei-KIII** in the WLAN list of your smart terminal
- Open your browser and input the default IP address & password as following:

IP address 192.168.1.16:2015

Password 12345678

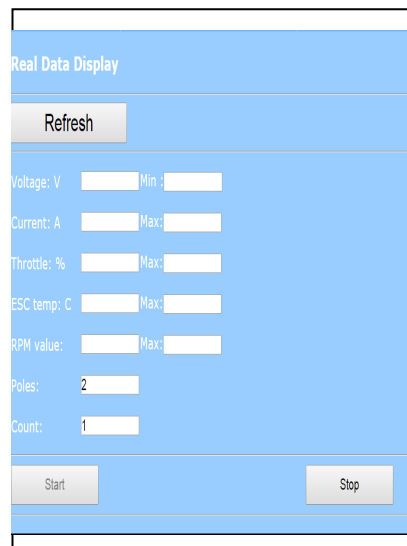


Home Page



Parameters Setting

Note: the updated parameters will be available only after the ESC is re-powered up.



Real-time Flight Data Telemetry

HiFei WiFi dongle (continuous)

Throttle Calculator

Desired Head Speed:

Motor Pinion:

Main Gear:

Motor Poles:

Throttle Position:

Throttle Position

Battery Voltage:

Motor KV:

ESC Output:

ESC Output

Throttle Calculator

Home Page | Parameter Settings

WLAN Settings

AP Name:

PassWord:

IP Address:

Update | UpLoad

If modified the AP name, please research the new AP name setting by press the button on WIFI module.

WLAN Setting

Note: After Updated the The AP name and IP Address, Please press Reset button in 1 second and release, the red LED will blink in 5 seconds and go to steady light, after that ,you have to re-power up the WiFi dongle to make the change available.

HIFEI Technology Co., Ltd.

Add.: 5/F F Building, E Zone of Dawn Urban Industrial Park, Gang An 2 Street, Cun Tan, Jiang Bei,Chongqing 400025

Tel: 86-23-6862 1580, 6862 6070
Fax: 86-23-6862 6070